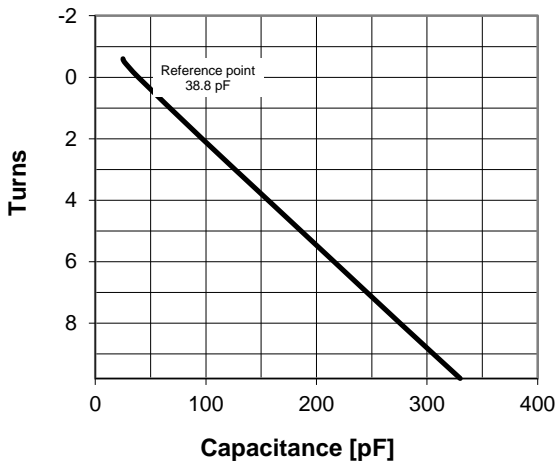
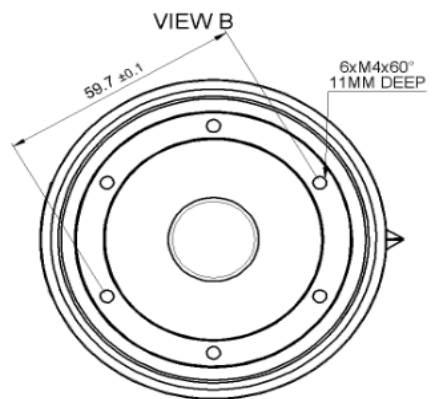
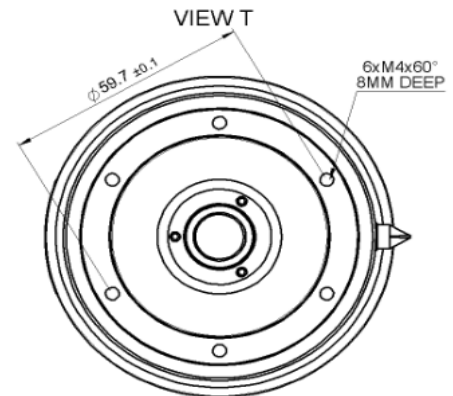
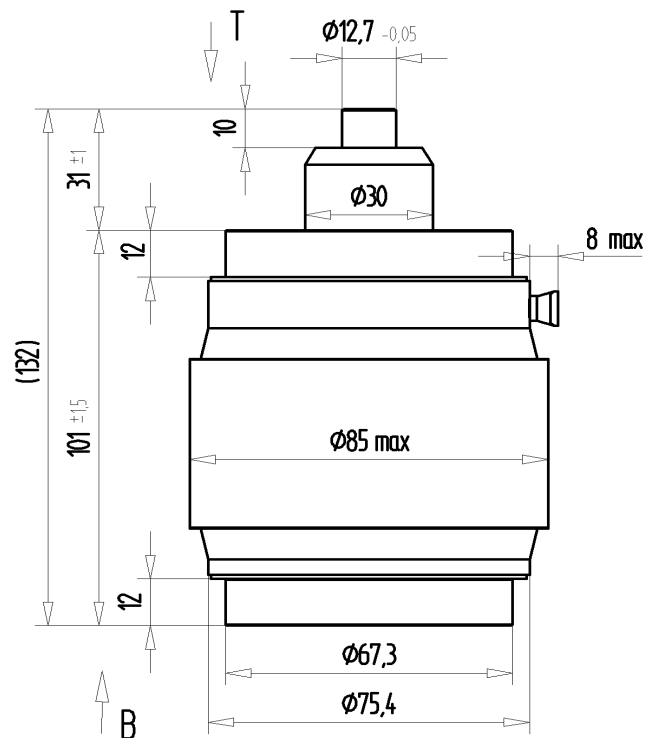
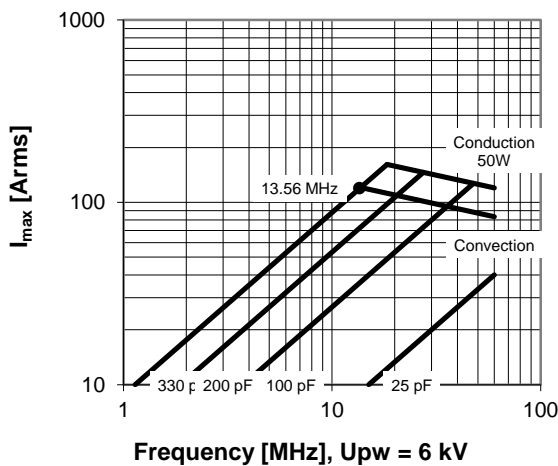


CVHE-330AC/10-AAAB-A

Specifications	
Capacity C_{max} (nominal)	330 pF
Capacity C_{min} (nominal)	25 pF
Voltage (Peak Test U_{pt} / Peak Working U_{pw})	10 kV / 6 kV
Capacity Tolerance (linear Range)	10%
Max. Current I_{max} at 13.56 MHz with	119 Arms
Conduction Cooling	50 W
Self Inductance	≤ 6 nH
Capacitance per turn	29.7 pF/turn
Torque	≤ 0.4 Nm
Net Weight	1.4 kg



I_{max} at 25°C ambient and 125°C surface temp. for convection and conduction (50 W) cooling

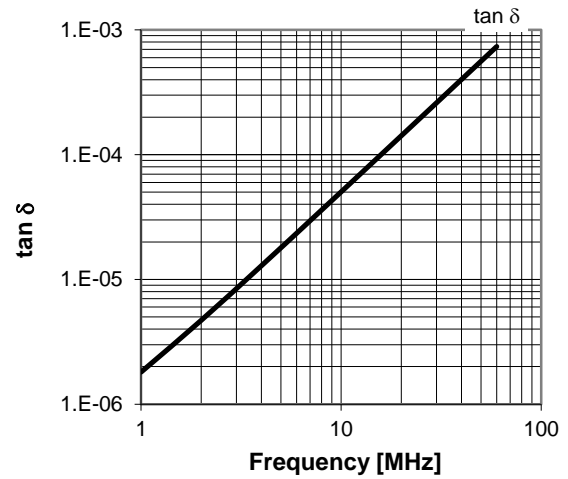
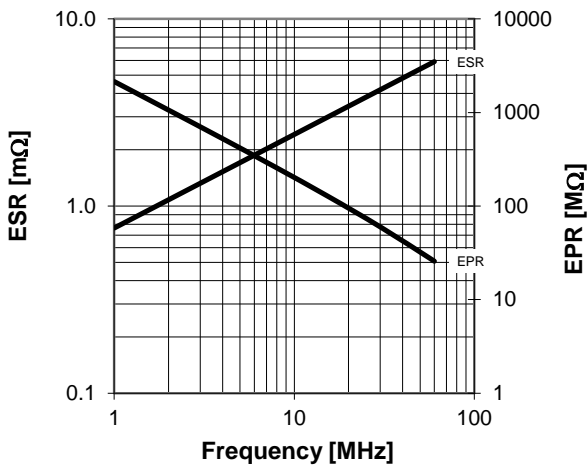
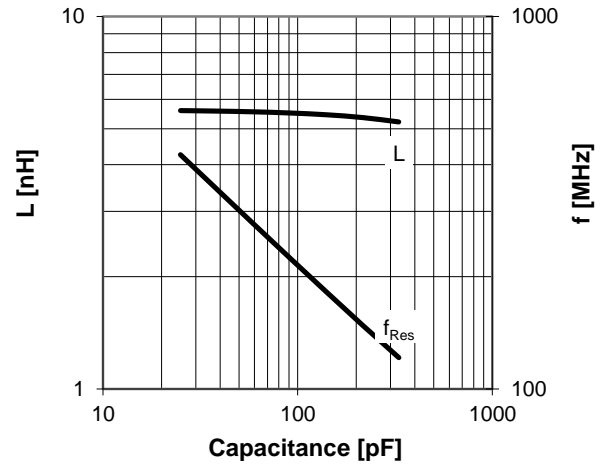


CVHE-330AC/10-AAAB-A

Turns	Nominal Capacitance [pF]	Tolerance
-0.6	25.0	10%
-0.5	26.2	10%
0.0	38.8	0%
2.0	96.6	10%
4.0	156.2	10%
6.0	215.9	10%
8.0	275.5	10%
9.8	330.0	10%

Slamindex at 25 ± 0.5 pF at -0.6 ± 0.1 turns
Mechanical stop at > 330 pF at ~ 10.2 turns

Self inductance and resonance frequency



Special Features:

Slam Index