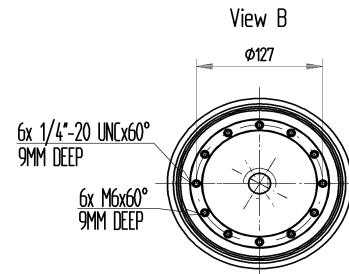
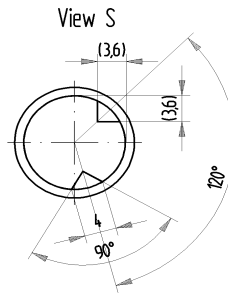
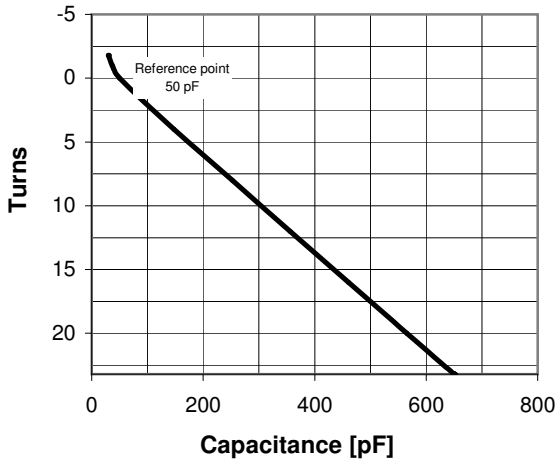
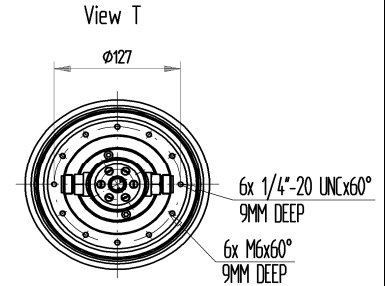


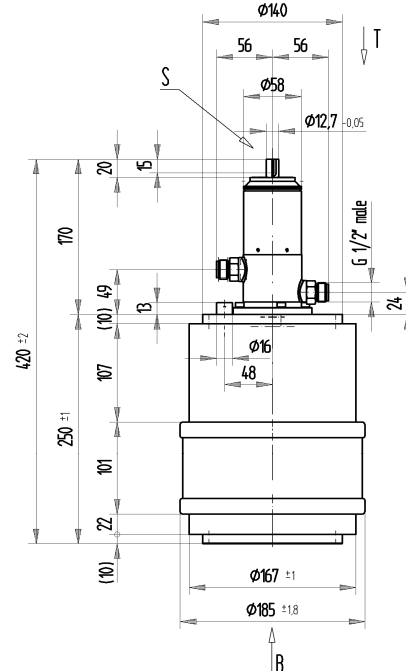
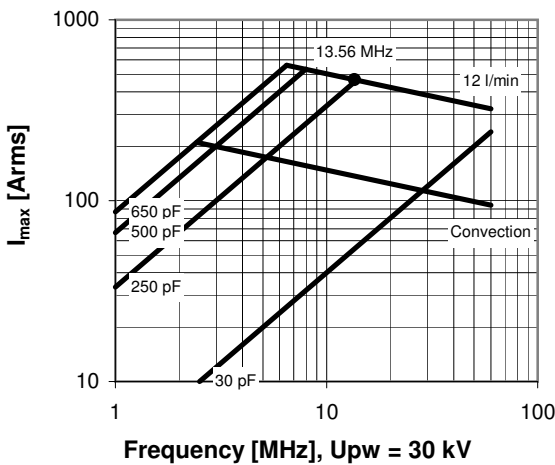
CVMA-650FW/50-ABE-F

Old Type Designation: CV3W-650FB

Specifications	
Capacity C_{max} (nominal)	650 pF
Capacity C_{min} (nominal)	30 pF
Voltage (Peak Test U_{pt} / Peak Working U_{pw})	50 kV / 30 kV
Capacity Tolerance (linear Range)	3%
Max. Current I_{max} at 13.56 MHz with	467 Arms
Water Cooling	12 l/min
Self Inductance	≤ 31 nH
Capacitance per turn	25.9 pF/turn
Torque	≤ 1.5 Nm
Net Weight	12 kg



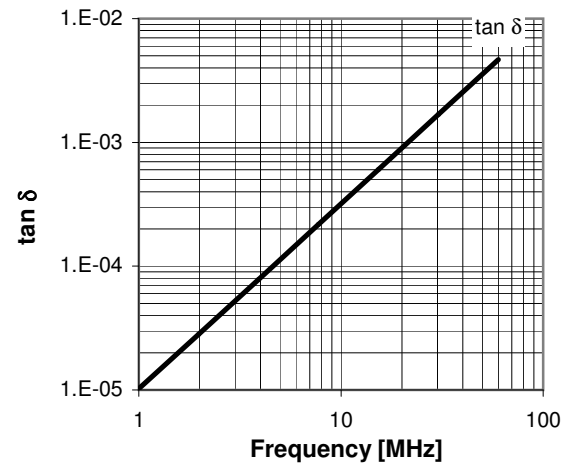
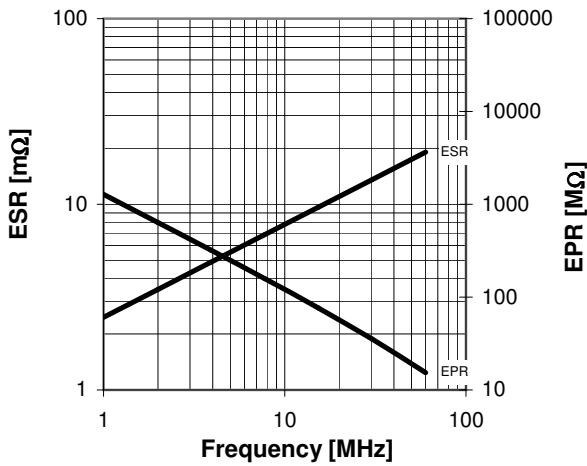
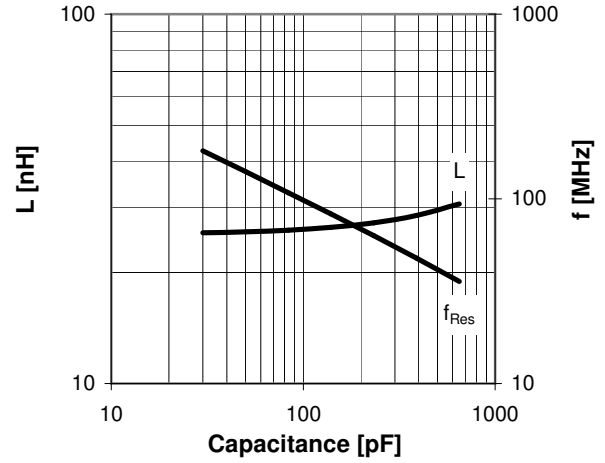
I_{max} for 12 l/min water cooling; max. water temp. at inlet: 70°C; fixed end has to be water cooled with min. 4 l/min



Turns	Nominal Capacitance [pF]	Tolerance
-1.8	30.0	3%
-1.0	36.5	3%
0.0	50.0	0%
4.0	147.5	3%
8.0	251.9	3%
12.0	356.3	3%
16.0	460.7	3%
20.0	565.0	3%
23.2	650.0	3%

Mechanical stop at < 30 pF at ~ -3.1 turns
Mechanical stop at > 650 pF at ~ 23.5 turns

Self inductance and resonance frequency



Special Features:

Capacity Tolerance 3%